



MADE FOR LIVING

TO REGISTER YOUR WARRANTY

- Visit: namgrass.co.uk/register-warranty or scan here:
- Complete warranty form
- Download your warranty document*

Failure to do so will result in your warranty being invalid.

*If you require a hard copy, email info@namgrass.co.uk with your full name, postcode and date of submission and we will pop it in the post to you.



NEED A PROFESSIONAL?

If you need help with installation, we have a handpicked selection of experienced and trusted Namgrass approved installers nationwide.

Remember to let us know any delivery restrictions when you order – our artificial grass comes in rolls that can be quite bulky!



Contact us:



MADE FOR LIVING

NO FUSS, JUST A PERFECT LAWN



Without the need for seed, weed or feed.

SAY HELLO.

We're a friendly bunch and know our stuff, so if there's anything you need, please get in touch.
Namgrass UK, Redcliffe, Bashley Road, New Milton, Hampshire, BH25 5RY

☎ 03330 151853
🌐 namgrass.co.uk
✉ info@namgrass.co.uk

📱 @Namgrass



THE AFTER EFFECT



Say goodbye to regular weeding, watering and mowing with the help of Namgrass. Our range of artificial grass, not only looks like an immaculately manicured lawn, but also feels just as soft as the real thing.



PRODUCTS

Here at Namgrass we offer a great range of products to suit all needs and budgets and with a dedicated customer service team always on call to answer any of your questions.

Why choose Namgrass:

- An established company, with over 30 years' experience
- All grass is designed and Manufactured by us
- Fully stocked all year round
- 10-year product and UV warranty
- All products are child and pet friendly



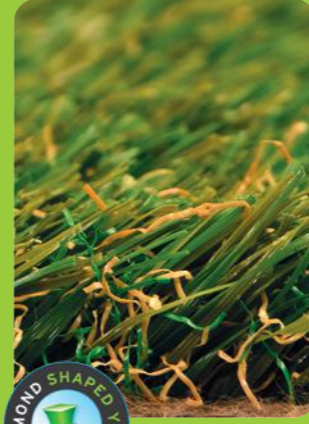
SERENITY Best Seller



RRP £29.99 per m²
Weight: 2.6kg per m²
Pile height: 38mm



BARKING 22 Perfect for pets



RRP £30.99 per m²
Weight: 2.5kg per m²
Pile height: 28mm



WESTON



RRP £25.99 per m²
Weight: 2.71kg per m²
Pile height: 35mm



ELISE



RRP £29.49 per m²
Weight: 3.3kg per m²
Pile height: 27mm



ECLIPSE



RRP £27.99 per m²
Weight: 2.7kg per m²
Pile height: 30mm



LUDUS



RRP £16.99 per m²
Weight: 2.1kg per m²
Pile height: 30mm



*All prices include VAT

EXBURY BRIGHT

PRAGMA

WHITBY

VISION



RRP £26.49 per m²
Weight: 2.4kg per m²
Pile height: 30mm



RRP £26.99 per m²
Weight: 2.9kg per m²
Pile height: 40mm



RRP £19.99 per m²
Weight: 2.0kg per m²
Pile height: 32mm



RRP £20.99 per m²
Weight: 2.2kg per m²
Pile height: 27mm



Don't forget all of our products come with a

**10 - YEAR PRODUCT
& UV WARRANTY**

So you can enjoy your lawn without the worry

PRAGMA

FEATURED PRODUCT



Pragma is one of our most realistic looking and feeling products. Offering a generous pile height, deep green yarn and natural looking thatch, this premium artificial grass is the perfect choice for a luxurious family garden.

- ✓ Pet safe
- ✓ Child friendly
- ✓ No mowing
- ✓ No watering
- ✓ No mud
- ✓ Quick draining
- ✓ UV Stabilised
- ✓ Durable

THE GREAT OUTDOORS



With outdoor living increasing in popularity our artificial grass will help to transform any outdoor area into an attractive and useable space. You can install our artificial grass on top of many surfaces, including, paving, tarmac, decking and soil, offering the perfect surface to turn an otherwise unused space into a functional area for playing, relaxing and enjoying 365 days a year.

ORDERING

It couldn't be easier to order your new artificial grass.

STEP 1: MEASURE YOUR TURF AREA

Artificial grass comes in either 2 or 4 metre rolls and you will need to allow for the widest area of your lawn and trim to fit. These can be cut to any length up to 30m in increments of 10cm. If this area is wider than 4 metres, don't worry you can always join two together.

STEP 2: MAKE YOUR SELECTION

Select your favourite grass from the available range, choosing the most appropriate look and feel for your garden. Need more help? please call: **03330 151853**

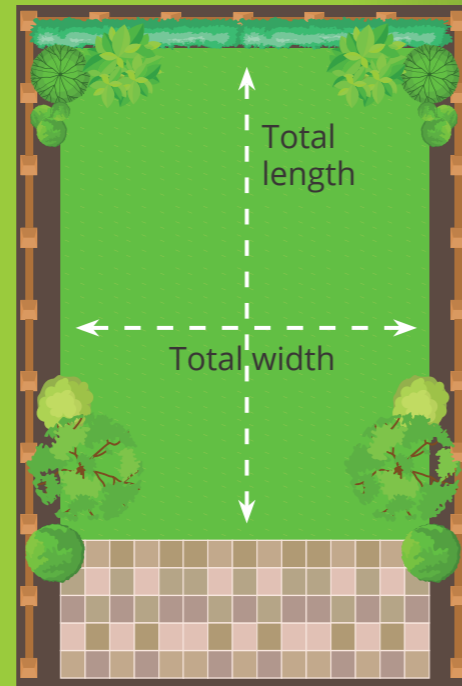
STEP 3: PLACE YOUR ORDER

Take your measurements to the counter and a store colleague will process your order.

WARRANTY DETAILS

All artificial grass products are guaranteed for 10 years, subject to our full terms and conditions that are available on our website:

namgrass.co.yk/wp-content/uploads/2018/02/namgrass-10-year-warranty.pdf



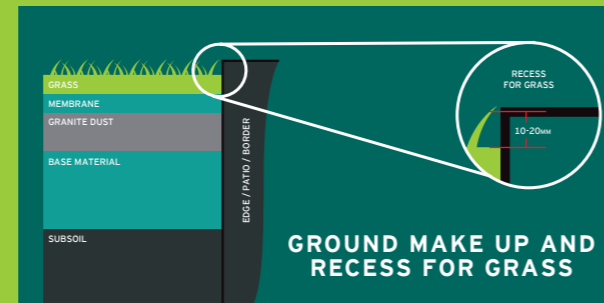
Please note: To ensure an absolutely perfect match of grass throughout your new lawn it is important to purchase all of the grass you need at the same time as colour and pile can vary slightly between different production batches.



INSTALLING

A step-by-step guide to installing your new artificial grass.

- 1 Remove existing grass - a turf cutter makes much easier work of this.
- 2 Edge the area where required. Any type of edging can be used i.e. timber battens, metal or brick edging depending on the preferred finish.
- 3 Although the depths can vary due to the condition and use of the area, a typical base will consist of approximately 50-70mm of Type1 aggregate and approximately a 30mm layer of compacted and levelled granite dust. When using sand as an alternative to granite dust we recommend 80mm of Type 1 and a 20mm layer of compacted and levelled sand.



- 4 Our Geotex Membrane should then be installed over the entire area and pinned into position.
- 5 The grass is then roughly positioned and rolled out over the area, making sure all sides overlap the edges.
- 6 Allow the grass to settle and 'acclimatise' for a couple of hours.
- 7 Once the grass has settled and acclimatised, cut the edges in against the edging system using a trimming knife, making sure the grass then sits down into the recess between the edging and the base. Glue or nail grass into relevant edging if required.
- 8 Once the area is completely cut in all the way round – brush up the pile to stimulate it with a stiff broom i.e. pull the pile back on itself.
- 9 Joining Namgrass - for information on the correct way to join Namgrass using joining tape and Aquabond please visit our website or email us for more details at info@namgrass.co.uk

For more information on installation and joins visit: namgrass.co.uk/product-support/how-to-install-namgrass



A NAMGRASS TOP TIP

We recommend to install the grass with the pile pointing towards the property/main viewing point. This will enhance the overall look of the lawn



Keep up to date with the latest advice



FINISHING TOUCHES

It doesn't take much to install or maintain Namgrass. Just use these products and you'll have years of trouble free gardening.

GEOTEX MEMBRANE RRP £1.30 per m²

This heavy-duty Geotex Membrane, specially designed for artificial grass, goes underneath your Namgrass, reducing the amount of weeds poking through.

JOINING TAPE RRP £1.30 per m

When used with AquaBond adhesive, this joining tape provides a strong link for joining the two pieces of Namgrass.

AQUABOND RRP £7.95 per tube

This will ensure your Namgrass stays put without a fuss. It can be used on a variety of surfaces and works brilliantly on joining tape.

SHOCK PAD 10mm RRP £9.99 per m²

Enhance your lawn with added comfort and protection against bumps and bruises, with premium quality shock pads from Namgrass. Our 10mm cushioned underlay is placed beneath your artificial lawn to soften your lawn surface and help growing families avoid bumps and scrapes.

